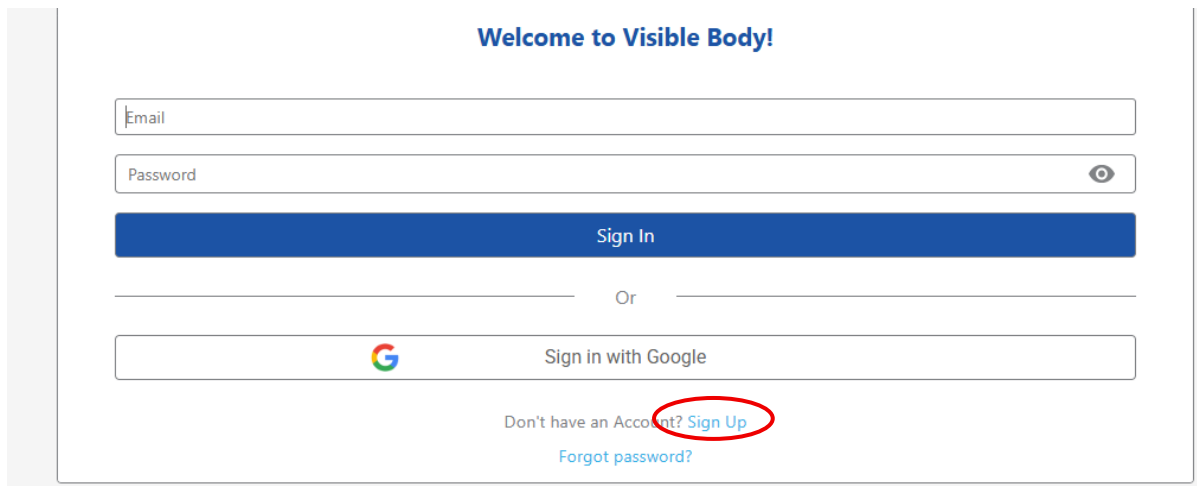


## How to access Visible Body Suite

Visible Body is a 3D human body reference and study tool. Explore general anatomy, functional units, cross sections, muscle attachments, bony landmarks, muscle actions and more.

### How to register to access the University of Portsmouth Library Visible Body Suite subscription:

1. Make sure you are either using a university PC campus or university wifi on campus or using the VPN (instructions on setting the VPN up are here: <https://myport.port.ac.uk/it-support/student-it-support/guide-to-the-virtual-private-network-vpn>)
2. Go to <https://websuite.visiblebody.com/>
3. Click on sign up



Welcome to Visible Body!

Email

Password

Sign In

Or


Sign in with Google

Don't have an Account? [Sign Up](#)

[Forgot password?](#)

4. Create an account using your University of Portsmouth email address:

### Create an Account


 Sign in with Google

---

👁

▼

☐ I'm not a robot
 

  
reCAPTCHA  
Privacy - Terms


Sign Up

By clicking "Sign Up," I agree to the [User Agreement](#)  
 Already have an account? [Sign In](#)

5. Success! You are now able to use Visible Bodies on and off campus with the login you created.

VISIBLE BODY®
English

Signed in successfully.



## Welcome to Visible Body Suite

### Thank you for choosing Visible Body

Any questions? Visit the [support site](#) or [contact us](#).


**Ready to get started?**

Go to VB Suite

Signed in successfully.
English Français Español Deutsch Italiano 日本語 简体中文

#### Welcome to Visible Body Suite!

Launch the web app, download the mobile app, or explore other great VB resources.



**Visible Body Suite**

The most complete and easy-to-use 3D human body reference and study tool. Explore general anatomy, functional units, cross sections, muscle attachments, bony landmarks, muscle actions and more.

Launch



**New to Visible Body Suite?**

Check out our quickstart tutorial and get up and running in no time!

Quickstart Tutorial

**Get Mobile App**

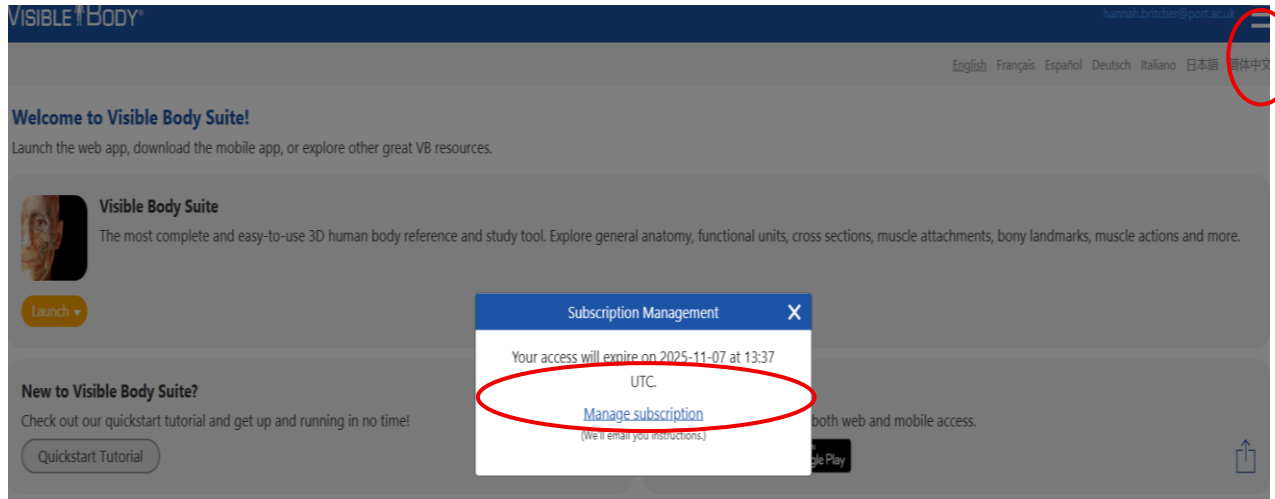
Your subscription includes both web and mobile access.

Legacy Web Apps

6. For subsequent logins go to <https://websuite.visiblebody.com/> and enter your email address and the password you created.

- You must login to your Visible Bodies account every 150 days either on campus or via the VPN to keep your account validated. You can go to 'subscription management' under the three lines to see when you next need to revalidate.



## Troubleshooting

If you see a screen requesting payment when you sign up check you are connected to the VPN if off campus – you need to use the VPN to connect your account to the Library's subscription. **Solution:** Turn on the VPN on or use an on campus machine to register

 A screenshot of the Visible Body Suite payment page. The page shows a 'Signed in successfully.' message at the top. Below it, there's a 'Plan: VB Suite - Student Subscription' dropdown. The total price is 'Total: £32.99', with a note that it's '£32.99 billed every year starting today' and 'Includes VAT £5.50 (20%)'. There are fields for 'Enter VAT ID', 'United Kingdom' (country), and 'Enter Coupon Code'. Below these are fields for 'Email', 'First Name', 'Last Name', 'Card Number', 'MM', 'YY', and 'CVC'. There are also buttons for 'Pay with Visa', 'Pay with Mastercard', and 'Pay with PayPal'. At the bottom, there's a checkbox for 'I agree with FastSpring terms of service and privacy policy' and a 'Pay £32.99' button.